




MHS Library Media Center Mid-Year Report / Fall 2011

Emma Braaten
Kerri Brown Parker

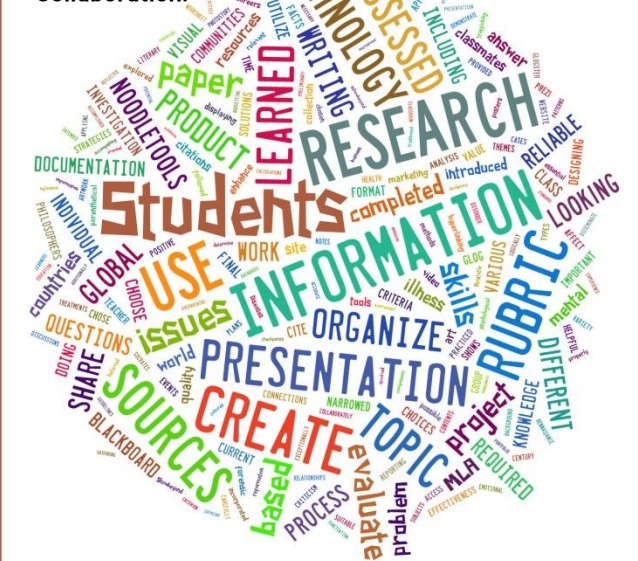
Bill Mulvey
Jenni Yow



Fast Facts about the LMC:

- Fall Semester = **710+ class visits**
(Total 2010-2011 → 1,485 visits)
- 320+ class visits directly involved a librarian in collaboration, instruction, or resource access
(Total 2010-2011 → 660 visits)
- On collaborative projects developed with classroom teachers and a teacher librarian, students achieved greater than **94% passing rate**
(Total 2010-2011 → avg. rate of 95%)
- Over **7,000 student visits** to the library before school
(Total 2010-2011 → 12,950 student visits)
- First LMC presentation to **Business Alliance**

Teacher Feedback About LMC Collaboration:



Copyright 2012

taggedo.com

North Carolina Information and Technology Essential Standards

Top 5 Objectives Integrated in collaborative projects:

1. Use appropriate technology tools and other resources to access information (86% of projects)
2. Use appropriate technology tools and other resources to organize information (80% of projects)
3. Evaluate resources for reliability (77 % of projects)
4. Evaluate content for relevance to the assigned task (75% of projects)
4. Use appropriate technology tools and other resources to design products to share information with others (75% of projects)

Voted Best Session NCTIES 2011

Kerri Brown Parker,
Emma Braaten, &
Stacy Menzies

Celebrations—

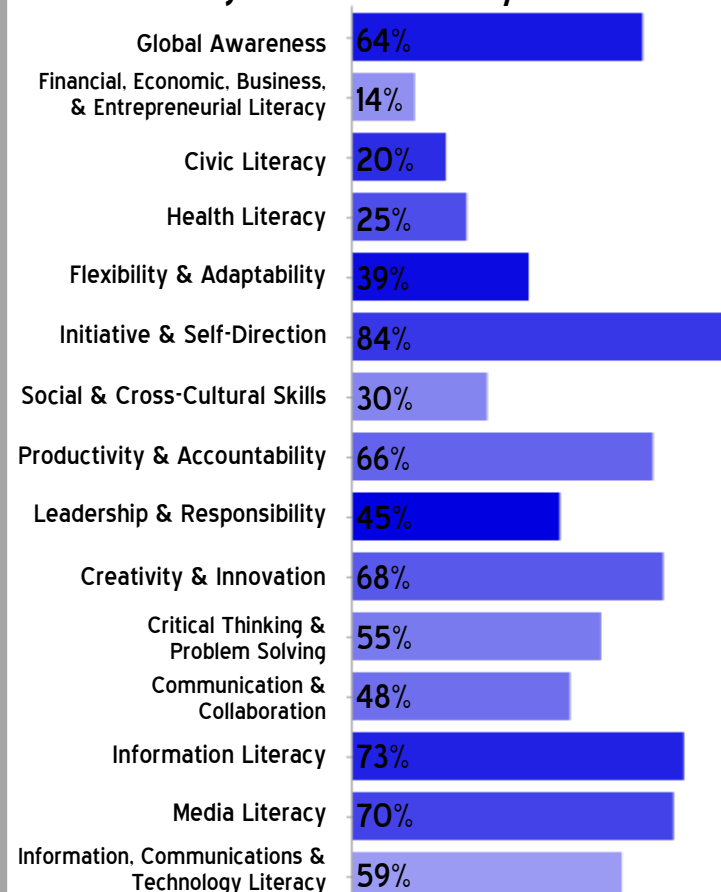
New
Furniture!

New
iPad Cart!

New
Baby!

21st Century Skills:

Teachers report how
collaborative projects with a librarian
have integrated 21st Century Skills:



We are proud of our accomplishments this semester and hope to continue our collaboration and instruction to help students succeed!